INDUSTRIAL SHOCK ABSORBERS POWERSTOP
THREAD M06X0.5

▶ SERIES

PowerStop®

MINI ENERGY

The slender

▶ **Material**	Stainless steel	▶ **Organic oil (biodegradable)**	HEES
▶ **Permitted temperature range**	-10 ... +70 [°C]	▶ **H1-certified**	Yes
▶ **Angle of Impact max.**	2 [°]	▶ **Certifications**	LABS / REACH / RoHS
▶ **Max. force at fixed stop**	0.5 [kN]		
▶ **Lock nut tightening torque**		▶ **Max. absolute pressure**	
- **Mini Energy**	2 [Nm]	- **Mini Energy**	10 [bar]

▶ TECHNICAL DATA

Design	Series	Thread	Stroke variant	Stroke max. [mm]	Hardness degree	Impact velocity min. [m/s]	Impact velocity max. [m/s]	Energy absorption max. Continuous operation per stroke [J]	Energy absorption max. Continuous operation per hour [J/h]	Energy absorption max. Emergency stop operation per stroke [J]	Protection	Reset Force min. [N]	Reset Force max. [N]	Reset Time max. [s]	Head	Integrated Fix stop	Version
MINI ENERGY	P	ME	06X05	N	5	H	0,1	1,2	1,8	5.000	1,8	D	1,5	2,5	0,15	D	x	-A
						M	0,8	2,2	1,8	5.000	1,8					E	-	
						S	1,8	3,5	1,8	5.000	1,8	A	1,5	2,5	0,15	S	x	
																K	x	

▶ PROTECTION

no protection	Wiper (NBR)
D -A	A -A
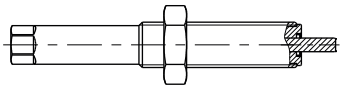	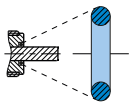
in a clean environment	against liquid, oil, ...

▶ TECHNICAL DRAWINGS

MINI ENERGY

Short piston rod no head	Long piston rod no head	with steel head	with plastic head
N D -A	N E -A	N S -A	N K -A
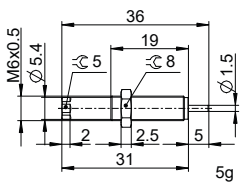	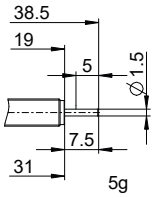	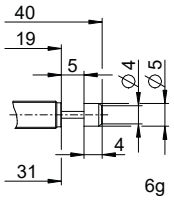	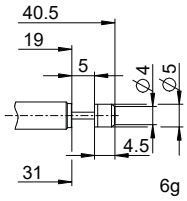

INDUSTRIAL SHOCK ABSORBERS POWERSTOP
THREAD M06X0.5

► ACCESSORIES

Pos.	Order no.	Accessories	Remarks
1	**PAH06X05-A**	Stop sleeve	Including 1x PVM06X05-A. Industrial shock absorber with bellow excluded.
2	**PVM06X05-A**	Stainless steel locknut	Included with the industrial shock absorber.
3	**PDD06X05-A**	Pressure chamber seal	Recommended fixation with PVM06X05-A. Seal must be in full contact on both sides.

1

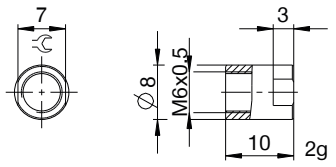

2

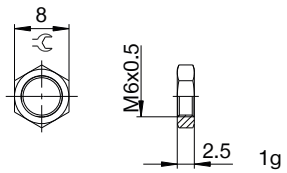

3

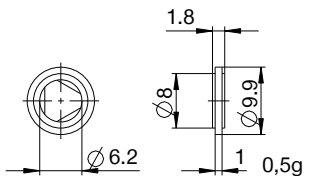

▶ CLASSIFICATION

P ME 06X05 N S D S -A

Design

P Industrial shock absorbers PowerStop

Series

ME Mini Energy

SE Standard Energy

HE High Energy

AE Adjustable Energy

Thread

06 Thread nominal diameter

X

05 Thread pitch (factor 10)

Stroke variant

N Standard stroke

L Long stroke

Hardness degree

H Hard (0.1 - 1.2 m/s; Adjustable Energy: 0.1 - 5 m/s)

M Medium (0.8 - 2.2 m/s)

S Soft (1.8 - 3.5 m/s)

W Supersoft (3 - 5 m/s)

Protection

D no protection

F Felt ring

A Wiper (NBR)

B Bellow (TPE)

Head

D Short piston rod no head

E Long piston rod no head

S with steel head

K with plastic head

Version

-A Versioning from a to z