工业缓冲器 POWERSTOP
M25X1.5 螺纹

▶ 系列

PowerStop®

STANDARD ENERGY	HIGH ENERGY	ADJUSTABLE ENERGY
经济型	强有力的	可调型

- **材质** 不锈钢
- **允许温度范围** -10 ... +70 [°C]
- **撞击时最大角度** 2 [°]
- **作用于固定挡块的最大力** 17 [kN]
- **锁紧螺母拧紧力矩**
  - **常规** 30 [Nm]
  - **高能** 60 [Nm]
  - **Adjustable Energy** 60 [Nm]
- **生物油(可生物降解)** HEES
- **H1 认证** 是
- **认证** LABS / REACH / RoHS
- **最大绝对压力**
  - **常规** 1 [bar]
  - **高能** 10 [bar]
  - **Adjustable Energy** 10 [bar]

▶ 技术数据

设计	系列	螺纹	行程款式	行程 最大 [mm]	硬度	碰撞速度 最小 [m/s]	碰撞速度 最大 [m/s]	最大能量吸收 连续运行 每冲程 [J]	最大能量吸收 连续运行 每小时 [J/h]	最大能量吸收 急停操作 每冲程 [J]	防护装置	复位 力 最小 [N]	复位 力 最大 [N]	复位 时间 最大 [s]	端头	集成式固定止动器	版本
STANDARD ENERGY	P	SE	25X15	N	25	H	0,1	1,2	105	120.000	105	D	11	26	0,4	D	x	-A
						M	0,8	2,2	105	120.000	105	F	11	26	0,4	E	-	
						S	1,8	3,5	105	120.000	105	A	11	26	0,4	S	x	
						W	3,0	5,0	105	120.000	105	B	11	95	0,4	K	x	
HIGH ENERGY	P	HE	25X15	N	25	H	0,1	1,2	230	120.000	400	D	26	45	0,4	D	x	-A
						M	0,8	2,2	210	120.000	330	F	26	45	0,4	E	-	
						S	1,8	3,5	190	120.000	260	A	26	45	0,4	S	x	
						W	3,0	5,0	170	120.000	190	B	26	115	0,4	K	x	
ADJUSTABLE ENERGY	P	AE	25X15	N	25	H	0,1	5,0	230	120.000	230	D	26	45	0,4	D	x	-A
												F	26	45	04	E	-	
												A	26	45	0,4	S	x	
												B	26	115	0,4	K	x	
HIGH ENERGY	P	HE	25X15	L	40	H	0,1	1,2	230	120.000	400	D	26	45	0,6	D	x	-A
						M	0,8	2,2	210	120.000	330	F	26	45	0,6	E	-	
						S	1,8	3,5	190	120.000	260	A	26	45	0,6	S	x	
						W	3,0	5,0	170	120.000	190					K	x	
ADJUSTABLE ENERGY	P	AE	25X15	L	40	H	0,1	5,0	230	120.000	230	D	26	45	0,6	D	x	-A
												F	26	45	0,6	E	-	
												A	26	45	0,6	S	x	
																K	x	

▶ 保护

无防护装置	毡垫圈	刮擦器 (NBR)	波纹管 (TPE)
D -A	F -A	A -A	B -A
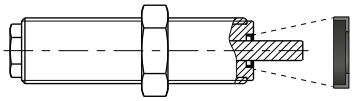	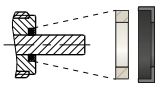	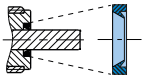	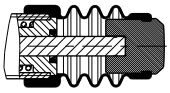
在干净的环境中	防尘,刨花,...	对液体,油,...	

▶ 技术图纸

	无机头,短活塞杆	无机头,长活塞杆	带钢制端头	带塑料端头	带波纹管和钢制端头	带波纹管和塑料端头
	N D -A	N E -A	N S -A	N K -A	N B S -A	N B K -A
STANDARD ENERGY	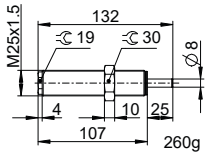	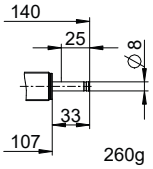	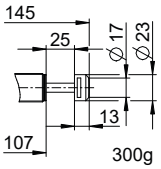	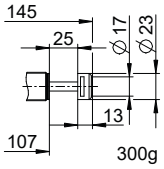	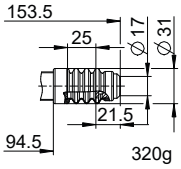	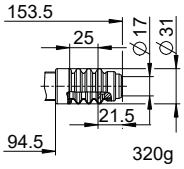
HIGH ENERGY	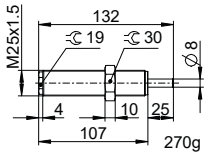	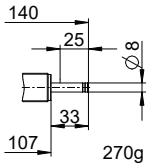	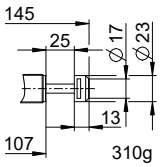	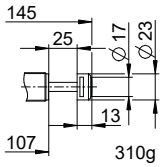	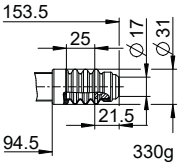	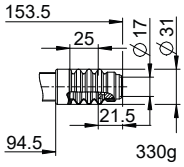
ADJUSTABLE ENERGY	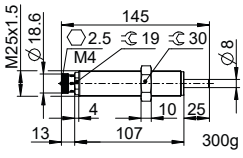	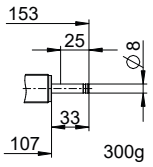	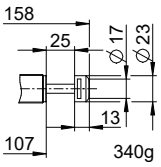	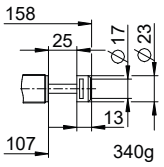	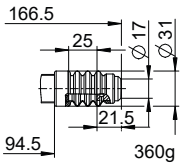	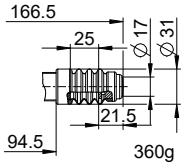

	无机头,短活塞杆	无机头,长活塞杆	带钢制端头	带塑料端头
	L D -A	L E -A	L S -A	L K -A
HIGH ENERGY	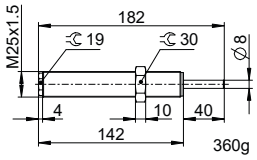	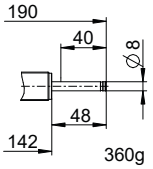	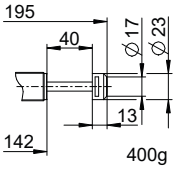	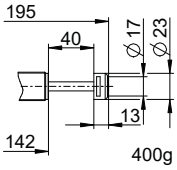
ADJUSTABLE ENERGY	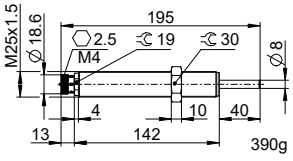	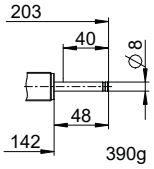	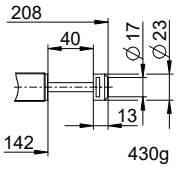	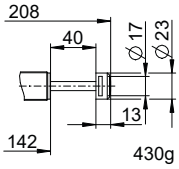

工业缓冲器 POWERSTOP
M25X1.5 螺纹

▶ 配件

行	定购编号	配件	注释
1	**PAH25X15-A**	挡停环	包括 1x PVM25X15-A。带波纹管的工业缓冲器除外。
2	**PSH25X15-B**	传感器停止套	包括 1x PVM25x15-A。只能通过带钢制或塑料端头的工业缓冲器进行检测。带波纹管的工业缓冲器除外。电感传感器, PNP (NC), PUR 电缆 2 m, 防护等级 IP67。更多信息请参见单独的数据表。
3	**PBV25X15ND-A**	标准行程螺栓预支护 防护装置:无防护装置	最大碰撞角 30°。仅与无保护和无端头的工业缓冲器相结合, 可以使用短活塞杆。锁紧螺母 PVM33X15-A, 适用于螺栓预支护外螺纹。
4	**PBV25X15NF-A**	标准行程螺栓预支护 防护装置:毡垫圈 (Filz)	最大碰撞角 30°。仅与无保护和无端头的工业缓冲器相结合, 可以使用短活塞杆。锁紧螺母 PVM33X15-A, 适用于螺栓预支护外螺纹。
5	**PBV25X15NA-A**	标准行程螺栓预支护 防护装置:刮擦器 (NBR)	最大碰撞角 30°。仅与无保护和无端头的工业缓冲器相结合, 可以使用短活塞杆。锁紧螺母 PVM33X15-A, 适用于螺栓预支护外螺纹。
6	**PBV25X15LD-A**	长行程螺栓预支护 防护装置:无防护装置	最大碰撞角 30°。仅与无保护和无端头的工业缓冲器相结合, 可以使用短活塞杆。锁紧螺母 PVM33X15-A, 适用于螺栓预支护外螺纹。
7	**PBV25X15LF-A**	长行程螺栓预支护 防护装置:毡垫圈 (Filz)	最大碰撞角 30°。仅与无保护和无端头的工业缓冲器相结合, 可以使用短活塞杆。锁紧螺母 PVM33X15-A, 适用于螺栓预支护外螺纹。
8	**PBV25X15LA-A**	长行程螺栓预支护 防护装置:刮擦器 (NBR)	最大碰撞角 30°。仅与无保护和无端头的工业缓冲器相结合, 可以使用短活塞杆。锁紧螺母 PVM33X15-A, 适用于螺栓预支护外螺纹。
9	**PKS25X15-A**	夹紧法兰正交旋装	螺栓拧紧力矩最大 22 Nm。
10	**PKP25X15-A**	夹紧法兰平行旋装	螺栓拧紧力矩最大 10 Nm。
11	**PVM25X15-A**	不锈钢锁销	包含在工业缓冲器供货范围内。
12	**PDD25X15-A**	压力腔室的密封	建议使用 PVM25X15-A 固定。密封件必须在两侧覆盖整个表面。

1

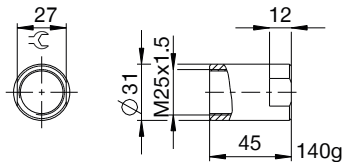

2

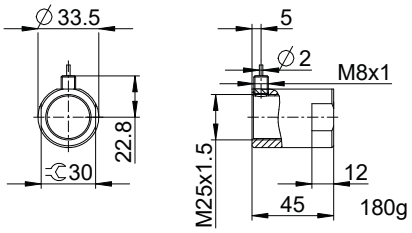

3 4 5

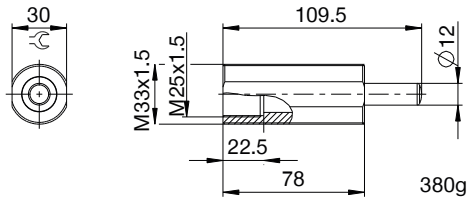

6 7 8

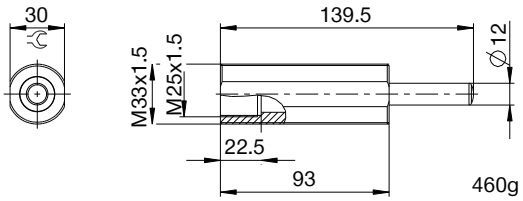

9

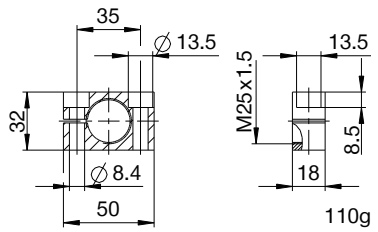

10

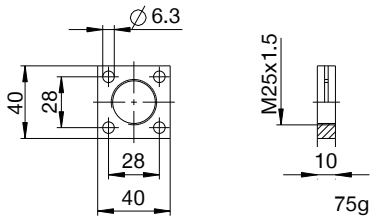

11

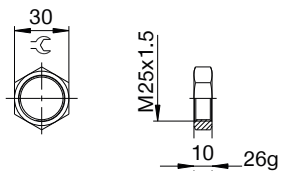

12

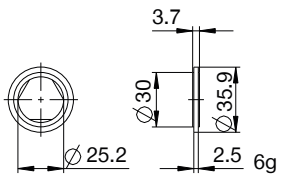

▶ 术语汇编

P HE 25X15 L H A K -A

设计

P 工业缓冲器 PowerStop

系列

ME Mini Energy

SE Standard Energy

HE High Energy

AE Adjustable Energy

螺纹

25 螺纹额定直径

X

15 螺距(系数 10)

行程款式

N 标准行程

L 长行程

硬度

H Hard (0.1 - 1.2 m/s; Adjustable Energy: 0.1 - 5 m/s)

M Medium (0.8 - 2.2 m/s)

S Soft (1.8 - 3.5 m/s)

W Supersoft (3 - 5 m/s)

防护装置

D 无防护装置

F 毡垫圈

A 刮擦器 (NBR)

B 波纹管 (TPE)

端头

D 无机头, 短活塞杆

E 无机头, 长活塞杆

S 带钢制端头

K 带塑料端头

版本

-A 版本处理从 A 到 Z