VACUUM GRIPPING SYSTEM
SERIES ZGB

▶ PRODUCT ADVANTAGES

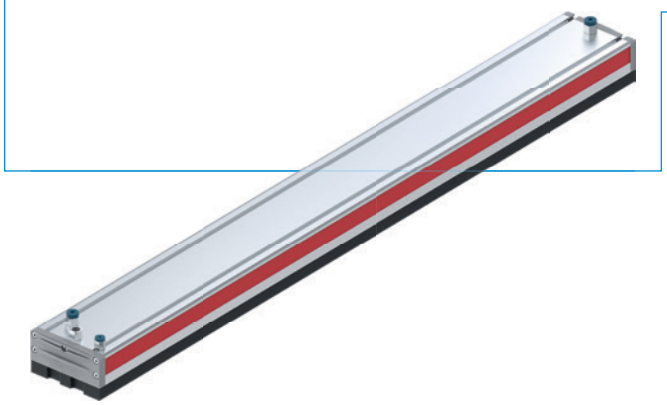

▶ Versatile applicability

The series ZGB is suitable for a wide variety of workpieces and surfaces and can be flexibly adapted to different applications.

▶ Reliable gripping

The integrated valve technology ensures that the holding force remains reliable even with workpieces of varying sizes and gripping surfaces that are partially covered.

▶ Flexible configuration

Thanks to a variety of models and configuration options, the series ZGB can be customized to meet the specific needs of each application.

▶ Certifications: LABS / REACH / RoHS

▶ PRODUCT KEY

ZGB	130X1200	-	38	-	FS2	-	N
Series	Dimensions		Levels and number of vacuum cartridges		Valve technology and hole pattern		Air and blow-off control valve, sensor

▶ DIAGRAMS

ZGB130 round

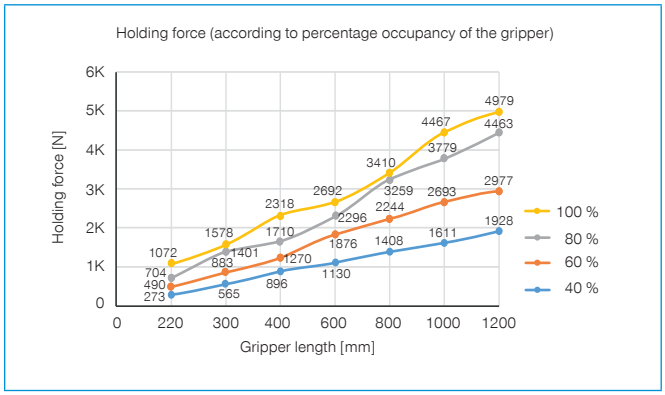

ZGB130 oval

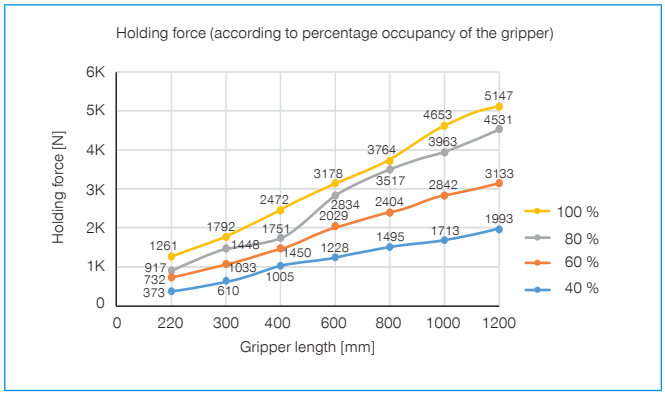

▶ TECHNICAL DRAWINGS

ZGB130

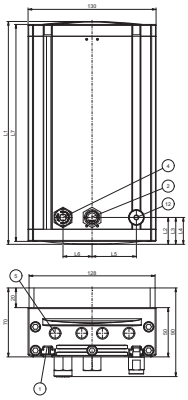

ZGB130 with accessories

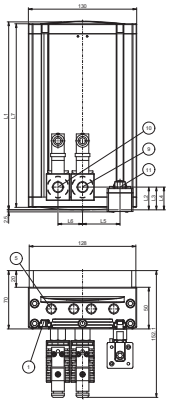

① Fixing

② Pneumatic connection

④ Blow-off connection

⑤ Exhaust air/exhaust air valve

⑨ Air control valve

⑩ Blow-off control valve

⑪ Vacuum switch

⑫ Vacuum switch connection

Model	L1 [mm]	L2 [mm]	L3 [mm]	L4 [mm]	L5 [mm]	L6 [mm]	L7 [mm]
ZGB130X220	226.3	27.3	27.3	27.3	45	29.5	220.3
ZGB130X300	306.3	27.3	27.3	27.3	45	29.5	300.3
ZGB130X400	406.3	27.3	27.3	27.3	45	29.5	400.3
ZGB130X600	606.6	27.3	27.3	67.3	45	29.5	600.6
ZGB130X800	806.6	27.3	27.3	67.3	45	29.5	800.6
ZGB130X1000	1006.6	27.3	27.3	67.3	45	29.5	1000.6
ZGB130X1200	1206.6	27.3	27.3	67.3	45	29.5	1200.6

▶ TECHNICAL DATA

	▶ Technical data							
Order no.	**Max. vacuum level [kPa]**	**Volume flow [l/min]**	**Air consumption at 6 bar [l/min]**	**Hole pattern of the sealing element**	**Air control valve**	**Blow-off control valve**	**Valve type of the area gripper**	**Weight [kg]**
ZGB130X220-24-FL2	-75	800	416	Round Ø 12	No	No	Flow resistance	1.3
ZGB130X220-24-FL2-N	-75	800	416	Round Ø 12	Yes	Yes	Flow resistance	1.3
ZGB130X220-24-FL2-P	-75	800	416	Round Ø 12	Yes	Yes	Flow resistance	1.3
ZGB130X220-24-FL3	-75	800	416	Oval	No	No	Flow resistance	1.3
ZGB130X220-24-FL3-N	-75	800	416	Oval	Yes	Yes	Flow resistance	1.3
ZGB130X220-24-FL3-P	-75	800	416	Oval	Yes	Yes	Flow resistance	1.3
ZGB130X220-24-FS2	-75	800	416	Round Ø 12	No	No	Flow resistance	1.3
ZGB130X220-24-FS2-N	-75	800	416	Round Ø 12	Yes	Yes	Flow resistance	1.3
ZGB130X220-24-FS2-P	-75	800	416	Round Ø 12	Yes	Yes	Flow resistance	1.3
ZGB130X220-24-FS3	-75	800	416	Oval	No	No	Flow resistance	1.3
ZGB130X220-24-FS3-N	-75	800	416	Oval	Yes	Yes	Flow resistance	1.3
ZGB130X220-24-FS3-P	-75	800	416	Oval	Yes	Yes	Flow resistance	1.3
ZGB130X300-34-FL2	-75	1448	416	Round Ø 12	No	No	Flow resistance	1.7
ZGB130X300-34-FL2-N	-75	1448	416	Round Ø 12	Yes	Yes	Flow resistance	1.7
ZGB130X300-34-FL2-P	-75	1448	416	Round Ø 12	Yes	Yes	Flow resistance	1.7
ZGB130X300-34-FL3	-75	1448	416	Oval	No	No	Flow resistance	1.7
ZGB130X300-34-FL3-N	-75	1448	416	Oval	Yes	Yes	Flow resistance	1.7
ZGB130X300-34-FL3-P	-75	1448	416	Oval	Yes	Yes	Flow resistance	1.7
ZGB130X300-34-FS2	-75	1448	416	Round Ø 12	No	No	Flow resistance	1.7
ZGB130X300-34-FS2-N	-75	1448	416	Round Ø 12	Yes	Yes	Flow resistance	1.7
ZGB130X300-34-FS2-P	-75	1448	416	Round Ø 12	Yes	Yes	Flow resistance	1.7
ZGB130X300-34-FS3	-75	1448	416	Oval	No	No	Flow resistance	1.7
ZGB130X300-34-FS3-N	-75	1448	416	Oval	Yes	Yes	Flow resistance	1.7

VACUUM GRIPPING SYSTEM
SERIES ZGB

Order no.	► Technical data							
	Max. vacuum level [kPa]	Volume flow [l/min]	Air consumption at 6 bar [l/min]	Hole pattern of the sealing element	Air control valve	Blow-off control valve	Valve type of the area gripper	Weight [kg]
ZGB130X300-34-FS3-P	-75	1448	416	Oval	Yes	Yes	Flow resistance	1.7
ZGB130X400-34-FL2	-75	1448	416	Round Ø 12	No	No	Flow resistance	2.2
ZGB130X400-34-FL2-N	-75	1448	416	Round Ø 12	Yes	Yes	Flow resistance	2.2
ZGB130X400-34-FL2-P	-75	1448	416	Round Ø 12	Yes	Yes	Flow resistance	2.2
ZGB130X400-34-FL3	-75	1448	416	Oval	No	No	Flow resistance	2.2
ZGB130X400-34-FL3-N	-75	1448	416	Oval	Yes	Yes	Flow resistance	2.2
ZGB130X400-34-FL3-P	-75	1448	416	Oval	Yes	Yes	Flow resistance	2.2
ZGB130X400-34-FS2	-75	1448	416	Round Ø 12	No	No	Flow resistance	2.2
ZGB130X400-34-FS2-N	-75	1448	416	Round Ø 12	Yes	Yes	Flow resistance	2.2
ZGB130X400-34-FS2-P	-75	1448	416	Round Ø 12	Yes	Yes	Flow resistance	2.2
ZGB130X400-34-FS3	-75	1448	416	Oval	No	No	Flow resistance	2.2
ZGB130X400-34-FS3-N	-75	1448	416	Oval	Yes	Yes	Flow resistance	2.2
ZGB130X400-34-FS3-P	-75	1448	416	Oval	Yes	Yes	Flow resistance	2.2
ZGB130X600-38-FL2	-75	2896	832	Round Ø 12	No	No	Flow resistance	3.4
ZGB130X600-38-FL2-N	-75	2896	832	Round Ø 12	Yes	Yes	Flow resistance	3.4
ZGB130X600-38-FL2-P	-75	2896	832	Round Ø 12	Yes	Yes	Flow resistance	3.4
ZGB130X600-38-FL3	-75	2896	832	Oval	No	No	Flow resistance	3.4
ZGB130X600-38-FL3-N	-75	2896	832	Oval	Yes	Yes	Flow resistance	3.4
ZGB130X600-38-FL3-P	-75	2896	832	Oval	Yes	Yes	Flow resistance	3.4
ZGB130X600-38-FS2	-75	2896	832	Round Ø 12	No	No	Flow resistance	3.4
ZGB130X600-38-FS2-N	-75	2896	832	Round Ø 12	Yes	Yes	Flow resistance	3.4
ZGB130X600-38-FS2-P	-75	2896	832	Round Ø 12	Yes	Yes	Flow resistance	3.4
ZGB130X600-38-FS3	-75	2896	832	Oval	No	No	Flow resistance	3.4
ZGB130X600-38-FS3-N	-75	2896	832	Oval	Yes	Yes	Flow resistance	3.4
ZGB130X600-38-FS3-P	-75	2896	832	Oval	Yes	Yes	Flow resistance	3.4
ZGB130X800-38-FL2	-75	2896	832	Round Ø 12	No	No	Flow resistance	4.3
ZGB130X800-38-FL2-N	-75	2896	832	Round Ø 12	Yes	Yes	Flow resistance	4.3
ZGB130X800-38-FL2-P	-75	2896	832	Round Ø 12	Yes	Yes	Flow resistance	4.3
ZGB130X800-38-FL3	-75	2896	832	Oval	No	No	Flow resistance	4.3
ZGB130X800-38-FL3-N	-75	2896	832	Oval	Yes	Yes	Flow resistance	4.3
ZGB130X800-38-FL3-P	-75	2896	832	Oval	Yes	Yes	Flow resistance	4.3
ZGB130X800-38-FS2	-75	2896	832	Round Ø 12	No	No	Flow resistance	4.3
ZGB130X800-38-FS2-N	-75	2896	832	Round Ø 12	Yes	Yes	Flow resistance	4.3
ZGB130X800-38-FS2-P	-75	2896	832	Round Ø 12	Yes	Yes	Flow resistance	4.3
ZGB130X800-38-FS3	-75	2896	832	Oval	No	No	Flow resistance	4.3
ZGB130X800-38-FS3-N	-75	2896	832	Oval	Yes	Yes	Flow resistance	4.3
ZGB130X800-38-FS3-P	-75	2896	832	Oval	Yes	Yes	Flow resistance	4.3
ZGB130X1000-38-FL2	-75	2896	832	Round Ø 12	No	No	Flow resistance	5.3
ZGB130X1000-38-FL2-N	-75	2896	832	Round Ø 12	Yes	Yes	Flow resistance	5.3
ZGB130X1000-38-FL2-P	-75	2896	832	Round Ø 12	Yes	Yes	Flow resistance	5.3
ZGB130X1000-38-FL3	-75	2896	832	Oval	No	No	Flow resistance	5.3
ZGB130X1000-38-FL3-N	-75	2896	832	Oval	Yes	Yes	Flow resistance	5.3
ZGB130X1000-38-FL3-P	-75	2896	832	Oval	Yes	Yes	Flow resistance	5.3
ZGB130X1000-38-FS2	-75	2896	832	Round Ø 12	No	No	Flow resistance	5.3
ZGB130X1000-38-FS2-N	-75	2896	832	Round Ø 12	Yes	Yes	Flow resistance	5.3
ZGB130X1000-38-FS2-P	-75	2896	832	Round Ø 12	Yes	Yes	Flow resistance	5.3
ZGB130X1000-38-FS3	-75	2896	832	Oval	No	No	Flow resistance	5.3
ZGB130X1000-38-FS3-N	-75	2896	832	Oval	Yes	Yes	Flow resistance	5.3
ZGB130X1000-38-FS3-P	-75	2896	832	Oval	Yes	Yes	Flow resistance	5.3
ZGB130X1200-38-FL2	-75	2896	832	Round Ø 12	No	No	Flow resistance	6.2
ZGB130X1200-38-FL2-N	-75	2896	832	Round Ø 12	Yes	Yes	Flow resistance	6.2
ZGB130X1200-38-FL2-P	-75	2896	832	Round Ø 12	Yes	Yes	Flow resistance	6.2
ZGB130X1200-38-FL3	-75	2896	832	Oval	No	No	Flow resistance	6.2
ZGB130X1200-38-FL3-N	-75	2896	832	Oval	Yes	Yes	Flow resistance	6.2
ZGB130X1200-38-FL3-P	-75	2896	832	Oval	Yes	Yes	Flow resistance	6.2
ZGB130X1200-38-FS2	-75	2896	832	Round Ø 12	No	No	Flow resistance	6.2
ZGB130X1200-38-FS2-N	-75	2896	832	Round Ø 12	Yes	Yes	Flow resistance	6.2
ZGB130X1200-38-FS2-P	-75	2896	832	Round Ø 12	Yes	Yes	Flow resistance	6.2
ZGB130X1200-38-FS3	-75	2896	832	Oval	No	No	Flow resistance	6.2

Order no.	► Technical data							
	Max. vacuum level [kPa]	Volume flow [l/min]	Air consumption at 6 bar [l/min]	Hole pattern of the sealing element	Air control valve	Blow-off control valve	Valve type of the area gripper	Weight [kg]
ZGB130X1200-38-FS3-N	-75	2896	832	Oval	Yes	Yes	Flow resistance	6.2
ZGB130X1200-38-FS3-P	-75	2896	832	Oval	Yes	Yes	Flow resistance	6.2